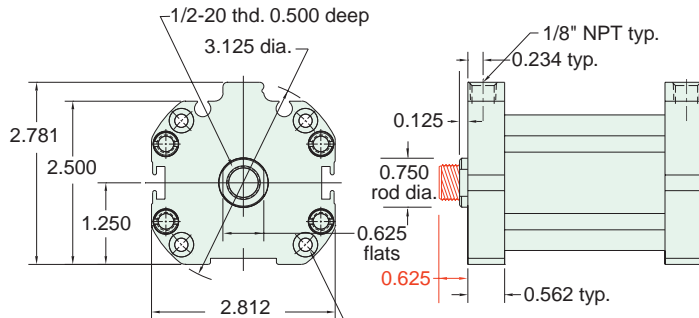


AF - □□□ - 32 - □

Add 7/8" for Magnetic Piston



Mounting holes for #10 socket head cap screw (4) plcs equally spaced on 2.687 dia. bolt circle

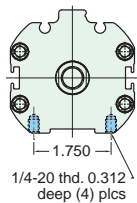


For rod with male thread option, add -T to the end of the part number after Stroke

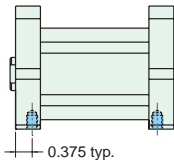
See page 76 for Air Force One numbering system

MOUNTING STYLES

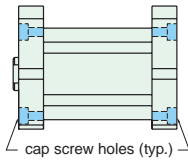
Five mounting styles give you versatility and fast, easy installation.



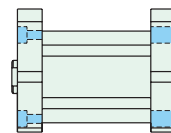
Bottom Mount
AF-Bxx-32-x



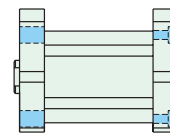
Universal Mount
AF-Uxx-32-x



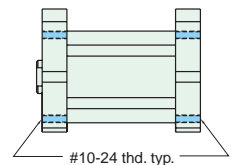
Front Mount
AF-Fxx-32-x



Rear Mount
AF-Rxx-32-x



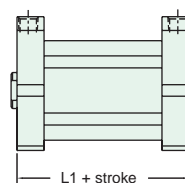
Thread Mount
AF-Txx-32-x



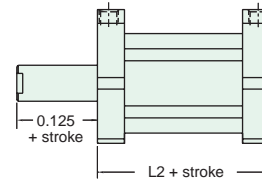
CYLINDER LENGTHS

"L"	Stroke	Spring Return	Spring Extend
L1	1/4" - 1"	15/16"	
L1	1 1/8" - 2"	1 9/16"	
L1	2 1/8" - 3"	2 3/16"	
L1	3 1/8" - 4"	2 13/16"	
L2	1/4" - 1"		1 7/16"
L2	1 1/8" - 2"		2 1/16"
L2	2 1/8" - 3"		2 11/16"
L2	3 1/8" - 4"		3 5/16"

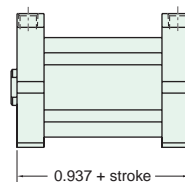
Overall length of body is stroke plus "L"



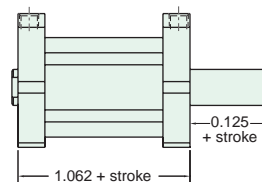
Spring Return
AF-xSR-32-x



Spring Extend
AF-xRR-32-x



Double Acting
Single Rod
AF-xDR-32-x



Double Acting
Double Rod
AF-xDD-32-x

Spring Forces	
Spring Return	
Compressed	At Rest
13 lbs.	7.500 lbs.
Spring Extend	
Compressed	At Rest
13 lbs.	7.500 lbs.